

# INTERNALLY VALVED PILLAR HYDRANT

The Knowsley SK Ltd internally valved pillar hydrants are designed to be used on petro-chemical sites where the harshest environments are encountered. The standard body material is carbon steel but other materials are available for particularly challenging ambient conditions.



## PRODUCT OVERVIEW

The pillar hydrant body self-drains automatically to avoid any risk of frost damage in cold climates. Many outlet configurations are available which are

designed to meet individual client's requirements. Options include multi-valved hose, large bore pumper and flanged monitor connections.

**We know fire. We know safety. We know you.**

Established in 1896, Knowsley SK Ltd. has an enviable reputation for manufacturing quality fire fighting equipment and systems for high value asset protection that can be relied upon when danger strikes.

Knowsley SK Ltd  
Centrepoint  
Marshall Stevens Way  
Trafford Park  
Manchester M17 1AE | UK  
t +44 (0)161 872 7511  
f +44 (0)161 848 8508

sales@knowsleysk.co.uk  
spares@knowsleysk.co.uk

[www.knowsleysk.com](http://www.knowsleysk.com)

Registered in England No. 1789152  
VAT No.: 383475131



**PRODUCT DETAILS**

- Hose couplings types are available to match any site standard requirements.
- The inlet connection is either a 90° duckfoot bend or a straight inlet.
- Design standard : AWWA C502.

Knowsley SK manufactures two sizes of internally-valved pillar hydrants

- a) Standard bore – 4” main internal valve with 6” riser pipework;
- b) Large bore – 5 1/2” main internal valve with 8” riser pipework.

Main valve operation by either a permanently fitted handwheel or removable wrench.

The heavy duty main valve opens against the mains line pressure and closes with the mains line pressure. See **Figure 2** for operating details.

Pillar hydrants are normally fitted with at least two 2 ½” globe or pressure reducing valved outlets for use with hand held nozzles.

They are also available with:

- a) large bore pumper connections for feeding high capacity wheeled monitors or vehicles;
- b) 90° bends fitted with a valved fixed monitor.

**OVERALL HEIGHTS**

The standard height from grade to the centre line of the 2 ½” outlets is about 500mm and from grade to the centre line of the main is about 1200mm. Other heights are available to meet site requirements.

**TEMPERATURE RATING**

The standard ambient operating temperature is -20°C to +60°C.

Optional low temperature designs are available suitable for as low as -48°C ambient conditions.

**PAINTING**

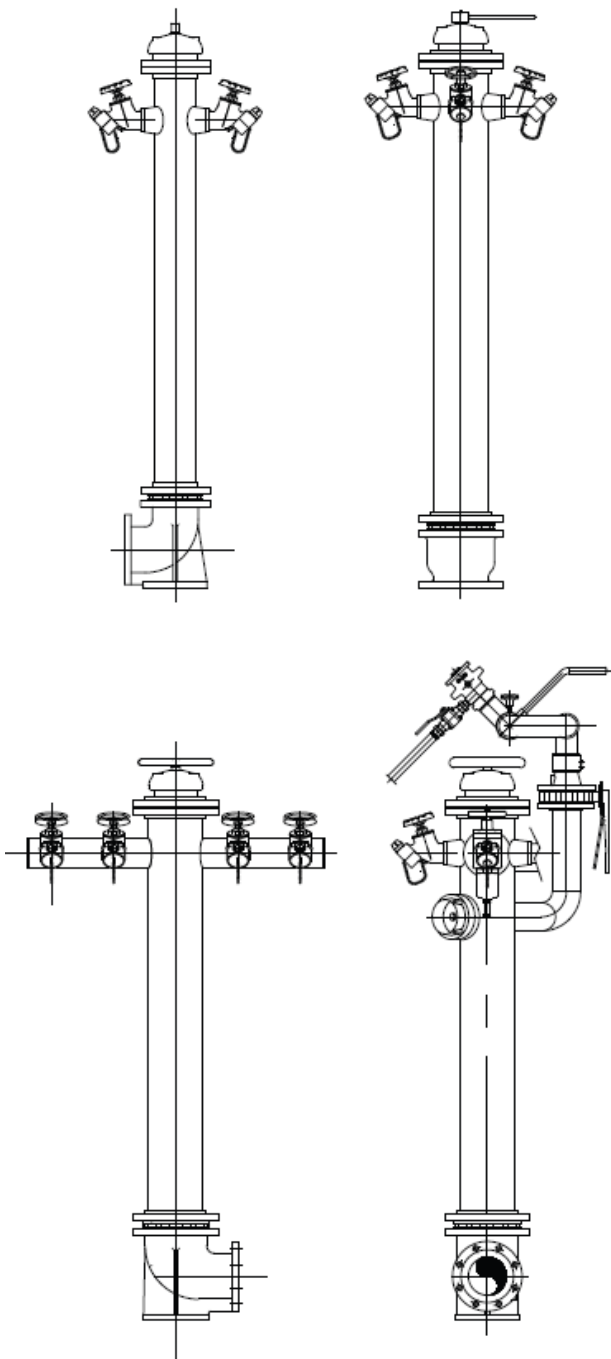
Standard paint finish is black bitumastic paint below ground and a red enamel paint system above ground. Alternative epoxy paint systems are available for more corrosive environments.

**LAYOUT**

As direct manufacturer, we are able to offer complete flexibility in the layout of our hydrants. According to specifications, we can furnish any of the following:

- Number of outlets
- Size of outlets
- Position / orientation of outlets
- Flanged / threaded connections

Product Materials	
<b>Main body - Standard :</b>	Sch 40 carbon steel to API 5L/ASTM A106 gr B
• <b>Outlet connections</b>	Gunmetal to BS EN 1982 CC491K GS
• <b>Spindle</b>	Manganese bronze to BS 2874 CZ114
• <b>Major internal fittings</b>	Gunmetal to BS EN 1982 CC491K GS
• <b>Duckfoot bend inlet</b>	Cast iron to ISO 185 2005 gr 220
• <b>Straight inlet</b>	SG Iron to EN-JS1030 gr 420/12
• <b>Main body - Options</b>	Gunmetal to BS EN 1982 CC491K GS Or Low temperature carbon steel to ASTM A333 Gr6



**Figure 1** Typical internally valved pillar hydrants



**Figure 2** Typical internally valved pillar hydrant section



**Figure 3** High Volume Pillar Hydrant with Oscillating Monitor

**SPARE PARTS**

Please contact our dedicated spares department for the components listed below:

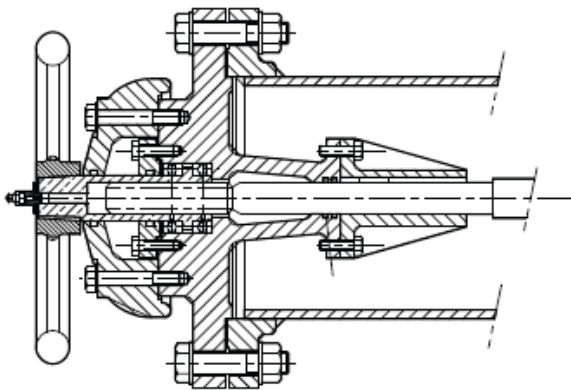
[spares@knowsleysk.co.uk](mailto:spares@knowsleysk.co.uk)

**Table 1** 4" internally valved pillar hydrant - Spares

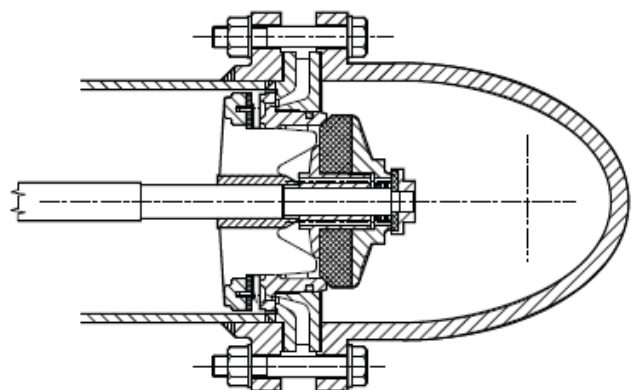
Qty	Part No	Description	Material
2	4493/326/1	O-Ring	Nitrile
2	4493/217/1	O-Ring	Nitrile
1	7072/28/1	Gasket	Novus 30
1	7072/34/1	1/8" BSP Male Grease Nipple	Stainless steel
1	7207/30/1	Clack washer	Rubber
1	7240/43/1	Drain clack washer	Rubber
3	8500/12/1	Gasket	Novus 30
1	7240/49/2	Drain clack ring	Brass
8	7174/44A/1	Set screw	Brass
1	4493/255/1	O-Ring	Nitrile
1	4493/246/1	O-Ring	Nitrile

**Table 2** 5.5" internally valved pillar hydrant - Spares

Qty	Part No	Description	Material
1	7072/34/1	1/8" BSP Male Grease Nipple	Stainless steel
2	4493/326/1	O-Ring	Nitrile
2	4493/217/1	O-Ring	Nitrile
1	7072/28/1	Gasket	Novus 30
1	7216/12/1	Gasket	Novus 30
1	7301/16/1	Gasket	Rubber
1	7301/30/1	Clack Washer	Rubber
2	7216/12/1	Gasket	Novus 30
2	4493/120/1	O-Ring	Nitrile
1	7216/43/1	Drain clack washer	Rubber
8	7174/44A/1	Set screw	Brass
1	7216/49/2	Drain Clack Ring	Brass
1	4493/1945.30/1	O-Ring	Nitrile
1	4493/361/1	O-Ring	Nitrile



**Figure 4** Typical 5.5" internally valved pillar hydrant - Top Section



**Figure 5** Typical 5.5" internally valved pillar hydrant - Bottom Section

