

## SPACINGTABEL ESKALED TWIN



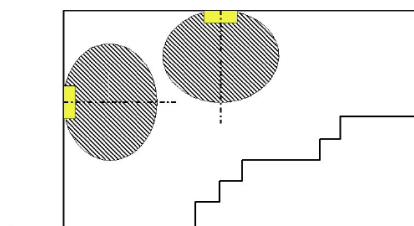
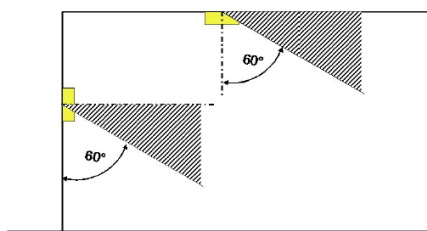
WE KNOW FIRE  
WE KNOW SAFETY  
WE KNOW YOU

Kleur rendering index:	0
Lichtstroom:	685 lm
Correctie factor:	1.000
Noodverlichtingfactor:	1.00
Noodverlichting lichtstroom:	685 lm
Licht output ratio:	99.97
Licht output ratio (onderste halffrond):	99.70
Licht output ratio (bovenste halffrond):	0.30








Gloed schatting (maximale lichtintensiteit [cd])

	<b>C0</b>	<b>C90</b>	<b>C0-C360</b>
Gamma 60° - 90°	96.6	96.6	96.6
Gamma 0° - 180°	260.1	260.1	260.1



DE SPACINGTABEL IS GEBASEERD OP DE VOLGENDE PARAMETERS:

+ Onderhoudfactor:	1.00
+ Noodverlichtingfactor:	1.00
+ Minimum verlichting op centrale lijn:	1.00 lx
+ Minimum verlichting op helft van vluchtroute breedte:	0.50 lx
+ Afwijking op de centrale lijn max.	40 : 1
+ Breedte van vluchtroute:	2.00 m

MONTAGE HOOGTE (M)					
3.00	5.63	13.44	13.44	13.44	5.63
4.00	6.38	15.51	15.51	15.51	6.38
5.00	6.94	17.15	17.15	17.15	6.94
6.00	7.37	18.49	18.49	18.49	7.37
7.00	7.65	19.58	19.58	19.58	7.65
8.00	7.81	20.48	20.48	20.48	7.81
9.00	7.83	21.21	21.21	21.21	7.83
10.00	7.72	21.68	21.68	21.68	7.72
11.00	7.47	22.04	22.04	22.04	7.47
12.00	7.10	22.18	22.18	22.18	7.10