

SPACINGTABEL ESKALED LUNA ADVANCE



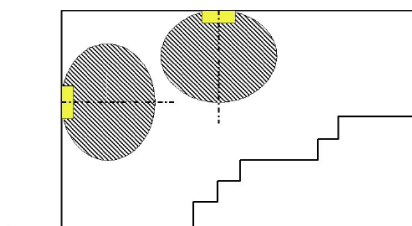
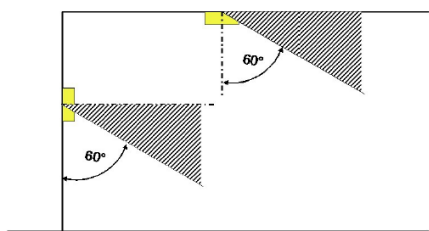
WE KNOW FIRE
WE KNOW SAFETY
WE KNOW YOU

Kleur rendering index:	0
Lichtstroom:	455 lm
Correctie factor:	1.000
Noodverlichtingfactor:	1.00
Noodverlichting lichtstroom:	455 lm
Licht output ratio:	99.96
Licht output ratio (onderste halfrond):	97.46
Licht output ratio (bovenste halfrond):	2.54








Gloed schatting (maximale lichtintensiteit [cd])

	C0	C90	C0-C360
Gamma 60° - 90°	69.3	63.9	69.3
Gamma 0° - 180°	142.8	142.8	142.8



DE SPACINGTABEL IS GEBASEERD OP DE VOLGENDE PARAMETERS:

+ Onderhoudfactor:	1.00
+ Noodverlichtingfactor:	1.00
+ Minimum verlichting op centrale lijn:	1.00 lx
+ Minimum verlichting op helft van vluchtroute breedte:	0.50 lx
+ Afwijking op de centrale lijn max.	40 : 1
+ Breedte van vluchtroute:	2.00 m

MONTAGE HOOGTE (M)					
2.00	4.41	10.82	10.66	10.49	4.28
3.00	5.13	12.78	12.60	12.42	4.99
4.00	5.59	14.22	14.03	13.84	5.45
5.00	5.85	15.28	15.09	14.89	5.71
6.00	5.94	16.04	15.84	15.65	5.79
7.00	5.86	16.53	16.33	16.13	5.72
8.00	5.61	16.78	16.57	16.37	5.46
9.00	5.17	16.79	16.58	16.38	5.01
10.00	4.46	16.56	16.35	16.14	4.29
11.00	3.31	16.09	15.88	15.67	3.14
11.50	0.00	15.63	15.14	14.92	0.00